



**Nursing Education Program of  
Saskatchewan (NEPS) Exit Survey:**  
*Graduates of the SDEO Option of the NEPS Program in  
the 2007-2008 Academic Year*

*Prepared for*

*The College of Nursing of the University of Saskatchewan, the  
Nursing Division of the Saskatchewan Institute of Applied Science  
and Technology, and the Health Sciences Department of the First  
Nations University of Canada*

*Final Report*

*Class of 2007-08*

**insightrix**<sup>®</sup>  
com

---

# Acknowledgments

---

We wish to acknowledge the support and direction from the Deans of the Nursing Education Program of Saskatchewan:

**Dean Lorna Butler**  
College of Nursing  
University of Saskatchewan

**Dean Netha Dyck**  
Nursing Division  
Saskatchewan Institute of Applied  
Science and Technology

**Acting Asst. Dean Carrie Lavallie**  
Dept. of Health Sciences  
First Nations University of Canada

and the members of the Ad Hoc Advisory Team:

**Lorna Butler**, College of Nursing  
**Karen Wright**, College of Nursing  
**Marlene Smadu**, College of Nursing  
**June Anonson**, College of Nursing  
**Margaret Olfert**, Nursing Division, SIAST  
**Netha Dyck**, Nursing Division, SIAST  
**Marian Morrissey**, Nursing Division, SIAST  
**Carrie Lavallie**, First Nations University of Canada

We also wish to acknowledge the Financial Support from the following:

**Saskatchewan Health and Saskatchewan Learning**  
**Saskatchewan Registered Nurses' Association**  
**Saskatchewan Union of Nurses**

The final report prepared by Insightrix, *Nursing Education Program of Saskatchewan (NEPS) Exit Survey: Graduates of the 2007-2008 Academic Year Final Report* is available from the College of Nursing, University of Saskatchewan, the Nursing Division, Saskatchewan Institute of Applied Science and Technology, or the Dept. of Health Sciences, First Nations University of Canada. These reports are available on the College of Nursing website at <http://www.usask.ca/nursing/NEPS/reports.htm>

## **Project Coordination Team**

**Linda Ferguson, (CofN), Gail Laing (CofN), Annie Meng (CofN), Don Froese (SIAST), and Anthony de Padua/Tracy Stephens, (First Nations University of Canada)**

---



**Nursing Education Program of  
Saskatchewan (NEPS) Exit Survey:**  
*Graduates of the SDEO Option of the NEPS Program in  
the 2007-2008 Academic Year*

*Prepared for*

*The College of Nursing of the University of Saskatchewan, the  
Nursing Division of the Saskatchewan Institute of Applied Science  
and Technology, and the Health Sciences Department of the First  
Nations University of Canada*

*Executive Summary*

*Class of 2007-08*

**insightrix**<sup>®</sup>  
com

## Executive Summary

This report summarizes the results of the 2007-2008 Graduate Exit Survey for the Nursing Education Program of Saskatchewan (NEPS) Second Degree Entry Option (SDEO). This is the second survey of these graduates; it examines anticipated employment and graduate expectations at program completion. This report includes comparisons with the 2006-2007 exit survey for SDEO graduates (where possible).

### ***Response Rate***

The survey was conducted online by e-mail invitation sent to 47 SDEO graduates. Of these graduates, 37 completed the survey, giving a 78.7% response rate overall. Given this response rate for SDEO NEPS graduates (n=37), we can be 95% sure that the results reported are within  $\pm 7.5$  percentage points of the actual population figures, finite population correction factor applied.

### ***Demographics***

More than nine in ten respondents are female (91.9%), notably higher than the proportion in 2007 (54.5%). One quarter of respondents grew up in a town in Saskatchewan (24.3%), one quarter in rural Saskatchewan (24.3%), 18.9% outside Saskatchewan and 16.2% in Saskatoon. One respondent is of aboriginal ancestry (2.8%). At the end of their program, 48.6% are single and 45.9% are married or living together.

Overall, 18.9% are very satisfied with the program and a further 54.1% are satisfied. Six respondents are dissatisfied or very dissatisfied (16.2%). Most respondents believe their educational experience has prepared them well (59.5%) or very well (10.8%) for nursing practice. About two thirds plan to pursue graduate studies at some time in the future (64.9%).

### ***Experiences Prior to Starting the NEPS Program***

The majority of respondents obtained a degree prior to starting the NEPS program (83.8%). One quarter had previous experience in the health care field (27.0%). Before starting the NEPS program, most respondents were working (54.1%), which is a notably higher proportion than the 31.8% who indicated working was their main activity before starting the NEPS program among 2007 SDEO graduates. Of these, 40.0% worked in the health care field.

### ***Experiences During the NEPS Program***

Nine in ten started their program in 2006 (91.9%) and 8.1% did so in 2005. On average, respondents were 27 years old when they started the program. Most were single (64.9%) and two respondents had dependents (5.4%). All respondents entered the program in Saskatoon, the only site offering the program.

Six in ten experienced at least one major change during their program (59.5%). The most common changes are relocation (29.7%) and change in marital status (18.9%).

A total of 51.4% worked as a senior assistant during their program, much higher than the 4.5% among 2007 graduates. The majority of 2008 graduates had a job other than a senior assistant while enrolled in the NEPS program (56.8%). It is important to note the program was changed for the 2008 graduates to provide July and August free of courses, thus allowing employment.

During the program, eight in ten received scholarships or bursaries (81.1%), notably higher than 45.5% among 2007 graduates. The average value of scholarships for those who received them is \$5,770. Government (76.7%) is the major source of scholarship or bursary support for three quarters of those who received scholarships.

About two thirds obtained student or educational loans during their program (67.6%). The average loan value is \$32,902.

### ***Employment Outcomes***

Most respondents have a confirmed job as a graduate nurse (70.3%). Respondents who did have a job were asked to rate a set of five aspects for how well they meet their ideal preferences. All five areas received a rating of 4.0 or higher out of 5. The client group (4.5) and job responsibilities (4.5) on average received the highest rating followed closely by location (4.4), work environment (4.1) and finally, shifts (4.0). More than one half said the most positive aspect of their first job is that they are working in their area of interest (53.8%).

All of the SDEO NEPS graduates expect to be employed as a nurse within six months after graduation and eight in ten anticipate being employed in Saskatchewan (83.8%). Most report working in an urban location (75.7%), 16.2% in a rural location and 8.1% in both. One in ten plan to work in Prince Albert or Northern Saskatchewan (10.0%).

In terms of factors that influences their choice of work location for their first job as a graduate nurse, 59.4% mentioned family or community commitment in their top three. Other highly rated items include that their job is in the clinical or client group they desire (48.6%) and it is a position they desire (35.1%).

## Exit Survey of the 2007-08 Graduates of the SDEO NEPS Program

One half of respondents feel clinical or work experience in the facility during the program has been most useful in their job search (51.6%) and 16.2% believe word of mouth has been most helpful. Two thirds received a job offer from where they were employed as a Senior Assistant (63.2%) and approximately the same proportion received a job offer from the unit where they had their 4<sup>th</sup> year senior practicum experiences (68.2%).

Most SDEO respondents (62.2%) feel their experience in finding their first job after graduation has been as difficult as they were expecting it to be, one quarter feel it has been less difficult than expected (24.3%) and 13.5% more difficult.

Three quarters expect to work full time in their first job as a graduate nurse (73.0%). About the same proportion indicate being employed on this basis is their preference (78.4%).

Twenty respondents expect the length of their orientation to be between 16 and 30 days (54.1%) and fifteen between 6 and 15 days (40.5%).

Seven in ten report they will work at a single site upon graduation (70.3%), 27.0% at two sites and 2.7% at three or more sites. A total of 80.5% will work at a hospital with more than 100 beds and 19.2% in a hospital with less than 100 beds in at least one of their work sites. One respondent indicated their employer is a First Nations or First Nations and Inuit Health (FNIH) institution. Nearly all respondents report they will be employed as a staff nurse (96.2%) and all respondents will work in direct care in at least one site. On average, respondents will work 40 hours per week. The median salary expected by SDEO respondents is between \$40,000 and \$44,999. Most respondents are planning to register with SRNA (83.8%).

# Table of Contents

<b>Acknowledgments</b> .....	<b>1</b>
<b>Executive Summary</b> .....	<b>i</b>
Response Rate .....	i
Section 1: Experiences Prior to Starting the NEPS Program .....	i
Section 2: Experiences During the NEPS Program.....	ii
Section 3: Employment Outcomes .....	ii
Demographics .....	i
<b>Table of Contents</b> .....	<b>i</b>
<b>Introduction and Methodology</b> .....	<b>1</b>
<b>Goals and Objectives</b> .....	<b>1</b>
<b>Scope of Work</b> .....	<b>1</b>
<b>Survey Design</b> .....	<b>1</b>
<b>Survey Distribution</b> .....	<b>1</b>
<b>Response Rates and Confidence Intervals</b> .....	<b>2</b>
<b>Research Note</b> .....	<b>2</b>
<b>Key Findings</b> .....	<b>3</b>
<b>Section 1: Experiences Prior to Starting the NEPS Program</b> .....	<b>3</b>
1b. Did you obtain your degree in this field?.....	3
1c. Did you have any previous education in the health care field prior to starting the NEPS program? .....	4
1a. What was your field of study? .....	3
3. What was your highest educational achievement prior to starting the program?.	4
4. Please specify the degree(s)/diploma(s)/certificates (including field of study) you held prior to starting the program:.....	5
5. What was your major activity in the year before starting NEPS?.....	5
6. Was this work in the health care field? .....	6
<b>Section 2: Experiences During the NEPS Program</b> .....	<b>7</b>
7. What year did you start your NEPS program: .....	7
8. What was your age when you entered the NEPS program? .....	7
9. What was your marital status when you entered the NEPS program? .....	8
9a. Did you have dependents during the program? .....	8
10. What was the program site at entry to the NEPS program? .....	8
11. Please indicate if you experienced any of the following significant life changes during the NEPS program? .....	9
12. Did you work as a Senior Assistant during your NEPS program? .....	10
13. Did you have a job, other than as a Senior Assistant, while in the NEPS program? .....	10
14. On average, how many hours a week did you work at your job? .....	11
18. Did you receive any scholarships or bursaries during the program?.....	11
19. What was the total dollar value of scholarships or bursaries you received during the NEPS program? .....	12
20. What was the major source of your scholarship/bursary support?.....	12

21. Did you obtain any student or educational loans during the program? .....	13
22. What was the total dollar value of your student or educational loans at completion of the NEPS program? .....	13
<b>Section 3: Employment Outcomes .....</b>	<b>14</b>
25. At this time, do you have a job as a graduate nurse confirmed?.....	14
26. If you have confirmed employment, to what extent does your first job meet your ideal preferences, where '1' is not at all to '5' being highly ideal? .....	14
Q31. Name the (one) most positive aspect of your first job .....	15
32. Within the first 6 months after graduation, do you expect to be:.....	15
34. What is/would likely be the geographical location of your first job as a graduate nurse? .....	15
35. Please specify whether the location of your first job as a graduate nurse is/would likely be:.....	16
35a. Do you / will you work in Prince Albert or Northern Saskatchewan? .....	16
36. Please rank the top 3 factors that influenced your choice of work location for your first job as a nurse, with 1 being most important and 3 being least important:..	17
37. Which strategy has been most useful in your job search? .....	18
38. Did you get a job offer from a unit where you were employed as a Senior Assistant?.....	19
39. Did you get a job offer from a unit where you had your 4 <sup>th</sup> year senior practicum experiences?.....	20
40. How does your experience in finding your first job compare with your expectations? .....	20
41. What will be the work hours of your first job as a graduate nurse? .....	21
42. Is being employed on this basis your preference? .....	21
43. When you start your first nursing job, what do you expect will be the length of your orientation (including "buddy" shifts)?.....	21
44. How many sites will you/do you expect to work at for your first job as a graduate nurse? .....	22
45. What type of organization will you be working at? .....	22
45a. Will your employer be a First Nations or FNHI organization? .....	23
46. What is your position?.....	23
47. What is your main area of responsibility?.....	23
47a. In what area will you provide nursing care: .....	24
48. On average, how many hours per week will you work?.....	24
48a. Will you work in a forensic setting? .....	24
49. What do you expect will be your total annual earnings per year before taxes and deductions (Canadian Dollars)? .....	25
<b>Demographics.....</b>	<b>26</b>
50. Are you registering with any of the following associations (check all that apply)? .....	26
51. What is your gender? .....	26
52. Where did you grow up?.....	26
53. Are you of Aboriginal ancestry? .....	27
55. What is your current marital status? .....	27
56. How satisfied are you with your educational experience in the NEPS program?.....	28



Exit Survey of the 2007-08 Graduates of the SDEO NEPS Program

57. How well do you believe your educational program has prepared you for nursing practice? .....29

58. Do you plan to pursue graduate studies (Masters/PhD) at some time in the future? .....29

# Introduction and Methodology

## *Goals and Objectives*

The purpose of this study is to track the progress of students through NEPS, and for this report the progress of SDEO NEPS students specifically and identify the career paths of Saskatchewan basic nursing education graduates. The goals include the following:

- Establish employment profiles of graduates and to identify trends over time
- Identify graduates' perceptions of preparation and support for entry into the workforce
- Explore details of the job search process

Dr. Linda Ferguson obtained ethical approval for the individual phases of this project from the University of Saskatchewan Advisory Committee on Ethics in Behavioral Science Research. This report includes the results of the Exit Survey for the SDEO graduates of the 2007-2008 academic year and compares them to the results of the 2006-2007 SDEO NEPS Exit surveys.

## *Scope of Work*

The College of Nursing of the University of Saskatchewan, the Nursing Division of the Saskatchewan Institute of Applied Science and Technology (SIAST), and Division of Health Sciences at the First Nations University of Canada contracted Insightrix Research, Inc. to conduct research with the 2007-2008 Nursing Education Program of Saskatchewan (NEPS) graduates. The survey was conducted primarily online.

## *Survey Design*

The questions asked of graduates were similar to the previous NEPS Exit survey of 2007. The questionnaire was designed by the NEPS Database Coordinating Committee. Insightrix programmed the survey for online survey administration and distributed the invitation to complete the survey questionnaire by e-mail to the graduates.

## *Survey Distribution*

Insightrix received e-mail addresses of the graduating NEPS students and each potential respondent was sent a personalized e-mail with a unique link to the survey.

The data collection was divided into three phases. The survey was administered to graduates at the end of their NEPS program, either in September 2007 (for October graduates), November 2007 (for December graduates), or March 2008 (for April graduates). Reminder e-mails were sent to those who did not respond to the first invitation.

### ***Response Rates and Confidence Intervals***

The survey was conducted online by an e-mail invitation sent to 47 SDEO graduates of the class of 2007-2008. Of the 47 graduates of the regular NEPS program, 37 completed the survey, giving an overall response rate of 78.7%. Given this response rate for SDEO NEPS graduates (n=37), we can be 95% sure that the results reported are within  $\pm 7.5$  percentage points of the actual population figures, finite population correction factor applied.

### ***Research Note***

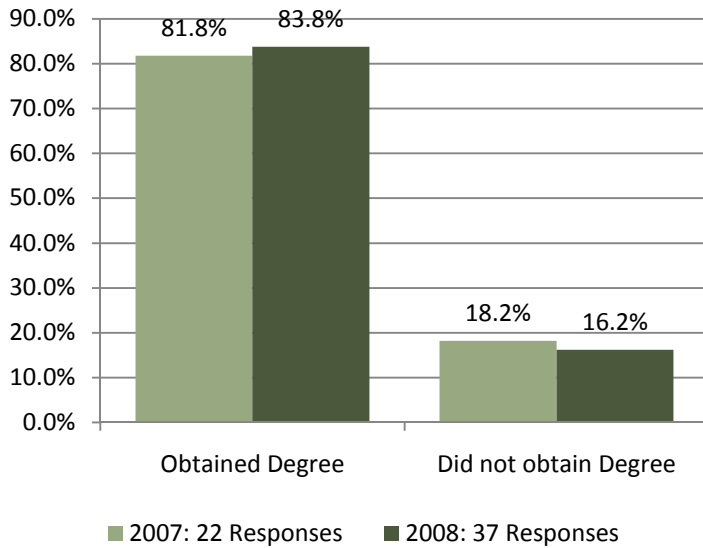
Comparisons with the 2007 SDEO graduates should be considered directional.

## Key Findings

### Section 1: Experiences Prior to Starting the NEPS Program

#### 1b. Did you obtain your degree in this field?

About eight in ten graduates obtained a degree in the field they were working in, prior to starting the NEPS program. (83.8%)

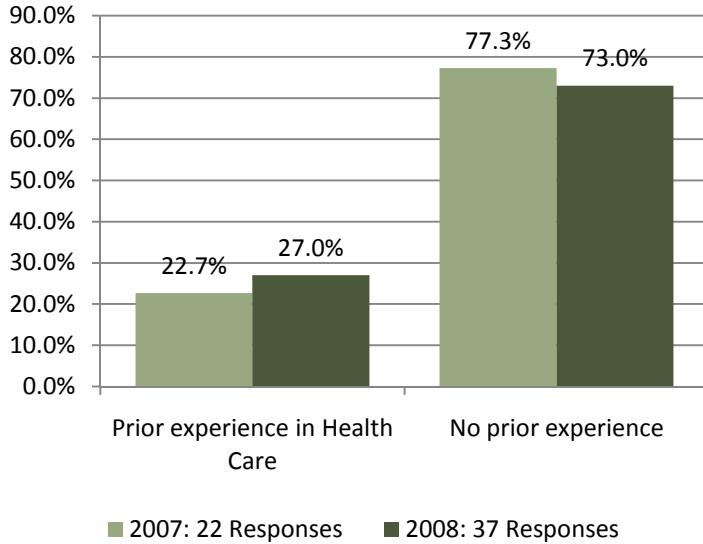


#### 1a. What was your field of study?

- (6) Kinesiology
- (5) Psychology
- (3) Other
- (2) Biochemistry
- (2) Biology
- (2) Microbiology
- (1) AHT Diploma, Bachelor of Science Forest Management - Forester, Social Services Certificate - Shelter worker
- (1) Anatomy and Cell Biology
- (1) Animal Science - Agriculture
- (1) Anthropology/Linguistics
- (1) Archaeology
- (1) Archaeology and Physical Anthropology
- (1) Bachelor of Science Honours Physical Geography
- (1) Biochemistry / Pre-dentistry
- (1) Cell Biology
- (1) Education
- (1) General sciences and Kinesiology
- (1) Microbiology and Immunology
- (1) Natural Sciences
- (1) Physiology
- (1) Sociology
- (1) Sociology, history, psychology
- (1) Sociology, paramedicine

**1c. Did you have any previous education in the health care field prior to starting the NEPS program?**

About one quarter report having experience in the health care field prior to starting the NEPS program (27.0%).



- Previous experience:
- (2) Health Care/home care aide
  - (2) Lab Tech/EMT
  - (2) Volunteer program
  - (1) LPN
  - (1) Animal Health Technician
  - (1) Bachelor of Science - Microbiology
  - (1) Biology degree
  - (1) Certified nursing assistant 1981
  - (1) Exercise Therapist
  - (1) Personal trainer
  - (1) Unit Clerk, Stollery Children's Hospital

**3. What was your highest educational achievement prior to starting the program?**

Most respondents had completed their baccalaureate (86.5%) prior to enrolling in the NEPS program, while 13.5% had completed some university. This is notably different from 2007 where 63.6% had a Baccalaureate.

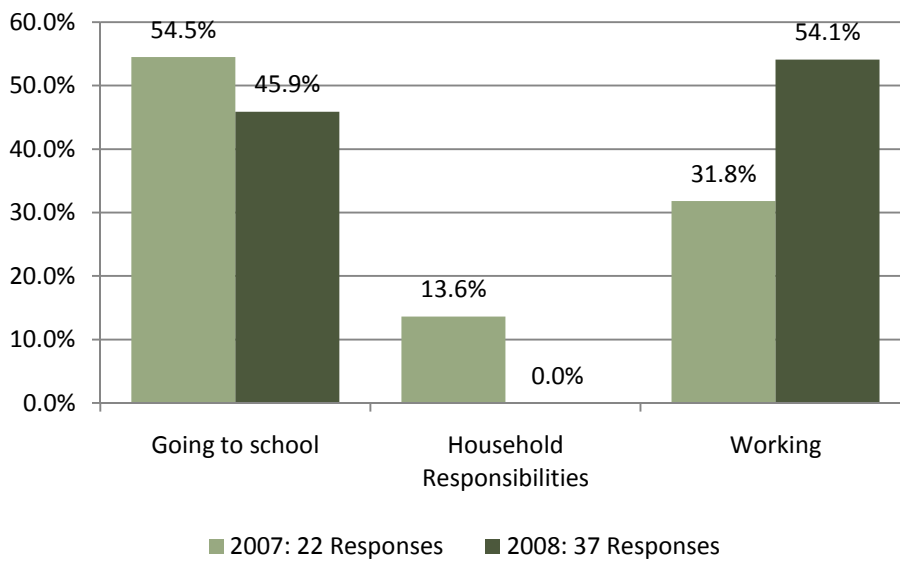
	2007	2008
<b>Baccalaureate</b>	63.6%	86.5%
<b>Masters Degree</b>	18.2%	0.0%
<b>Some University</b>	18.2%	13.5%

**4. Please specify the degree(s)/diploma(s)/certificates (including field of study) you held prior to starting the program:**

A Bachelor of Science in Kinesiology is the most commonly mentioned degree held by respondents prior to enrolling in the NEPS program (5 respondents). All responses can be found in Appendix A of the Regular NEPS Program Report.

**5. What was your major activity in the year before starting NEPS?**

Most commonly, respondents' major activity before starting the NEPS program was working (54.1%). This is a notable increase from 31.8% in 2007.



**6. Was this work in the health care field?**

In 2008, 40.0% of those whose major responsibility was working in the year prior to starting the NEPS program worked in the health care field. This is a higher percentage than in 2007; however the results are directional due to extremely small sample sizes.



**Section 2: Experiences During the NEPS Program**

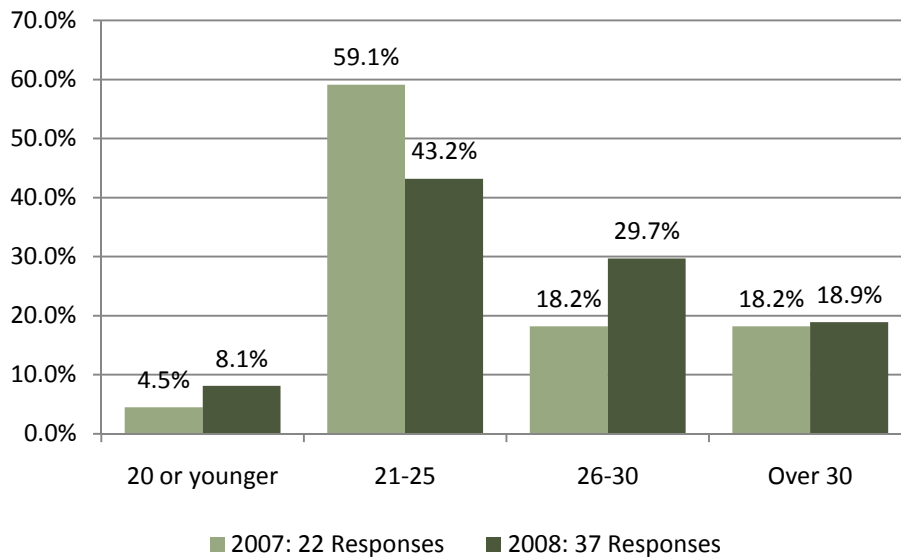
**7. What year did you start your NEPS program:**

More than nine in ten started their NEPS program in 2006 (91.9%) and the remaining 8.1% in 2005.

	Count	Percent
<b>2006</b>	34	91.9%
<b>2005</b>	3	8.1%
<b>Total</b>	<b>37</b>	<b>100%</b>

**8. What was your age when you entered the NEPS program?**

The average age of those entering the SDEO Option of the NEPS program is 27 years old, ranging from 20 to 37.





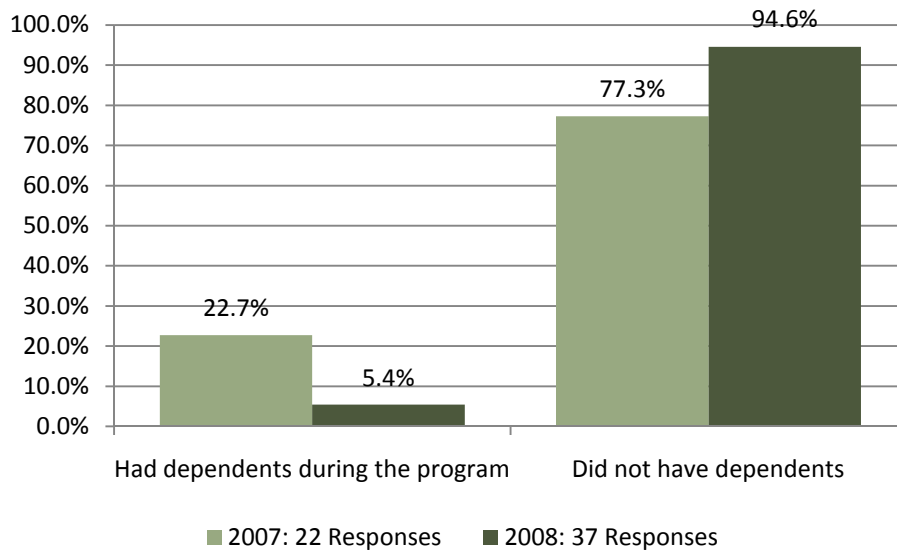
**9. What was your marital status when you entered the NEPS program?**

About two thirds were single when they entered the program (64.9%) and 32.4% were married, common law or living with their partner.

	2007		2008	
	Count	Percent	Count	Percent
<b>Single</b>	14	63.6%	24	64.9%
<b>Married/Common Law/Living together</b>	7	31.8%	12	32.4%
<b>Separated</b>	1	4.5%	1	2.7%
<b>Total</b>	<b>22</b>	<b>100%</b>	<b>37</b>	<b>100%</b>

**9a. Did you have dependents during the program?**

Two respondents (5.4%) had dependents during the program, notably fewer than in 2007 (22.7%).



**10. What was the program site at entry to the NEPS program?**

All respondents both in 2007 and 2008 entered the SDEO NEPS program in Saskatoon, the only site the SDEO NEPS program is offered.

**11. Please indicate if you experienced any of the following significant life changes during the NEPS program?**

The majority of SDEO NEPS graduates experienced at least one major change during their program (59.5%). Three in ten relocated (29.7%) and two in ten had a change in marital status (18.9%).

	2007		2008	
	Count	Percent	Count	Percent
<b>None</b>	9	40.9%	15	40.5%
<b>Home relocation</b>	9	40.9%	11	29.7%
<b>Illness or death of family member or friend</b>	5	22.7%	5	13.5%
<b>Care giving for dependent children or dependent adults</b>	3	13.6%	2	5.4%
<b>Major uncertainty of Nursing as your profession</b>	3	13.6%	6	16.2%
<b>Other</b>	1	4.5%	2	5.4%
<b>Change in Marital Status</b>	0	0%	7	18.9%
<b>Birth of a child</b>	0	0%	1	2.7%
<b>Personal Illness</b>	0	0%	1	2.7%
	<b>22</b>	<b>100%</b>	<b>37</b>	<b>100%</b>

Entries under "Other":

- (1) Lifestyle change
- (1) Working full-time

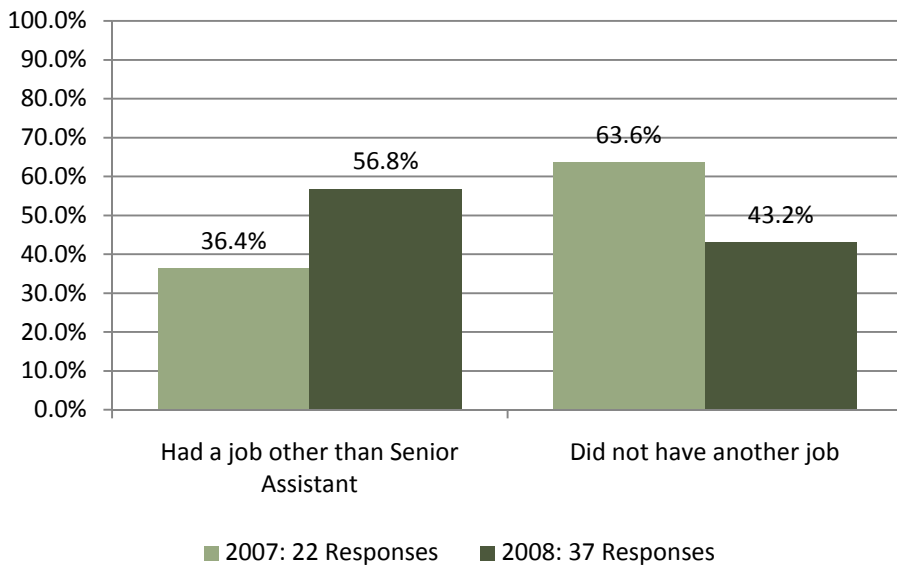
**12. Did you work as a Senior Assistant during your NEPS program?**

One half worked as a Senior Assistant during their program (51.4%), a notably higher percentage than in 2007 (4.5%). This reflects a change in the program which created an opportunity for employment in July and August of the second year.



**13. Did you have a job, other than as a Senior Assistant, while in the NEPS program?**

One half of respondents had a job other than as a Senior Assistant while in the NEPS program (56.8%).



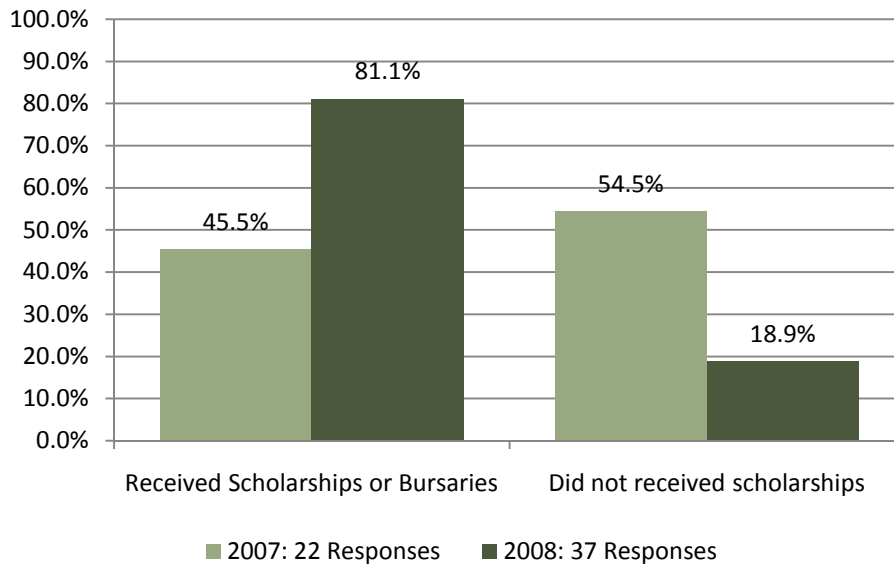
**14. On average, how many hours a week did you work at your job?**

About one half of respondents worked in their two years of the SDEO NEPS program (54.1% in their first year and 45.9% in their second year).

	2007			2008		
	Number who worked	Percent who worked	Average number of hours	Number who worked	Percent who worked	Average number of hours
First Year	8	36.4%	13.8	20	54.1%	10.2
Second Year	7	31.8%	10.9	17	45.9%	9.4

**18. Did you receive any scholarships or bursaries during the program?**

Most respondents received scholarships or bursaries during the program (81.1%), which is a notably higher proportion than 45.5% in 2007.



**19. What was the total dollar value of scholarships or bursaries you received during the NEPS program?**

The average value of scholarships for those who received them is \$5,770.

	2007		2008	
	Count	Percent	Count	Percent
<b>\$1000 &amp; under</b>	0	0.0%	2	6.7%
<b>\$1001-\$2000</b>	2	20.0%	3	10.0%
<b>\$2001-\$5000</b>	2	20.0%	6	20.0%
<b>\$5001-\$10000</b>	6	60.0%	19	63.3%
<b>Over \$10000</b>	0	0.0%	0	0.0%
<b>Total</b>	<b>10</b>	<b>100%</b>	<b>30</b>	<b>100%</b>
<b>Average</b>	<b>\$5,100</b>		<b>\$5,770</b>	

**20. What was the major source of your scholarship/bursary support?**

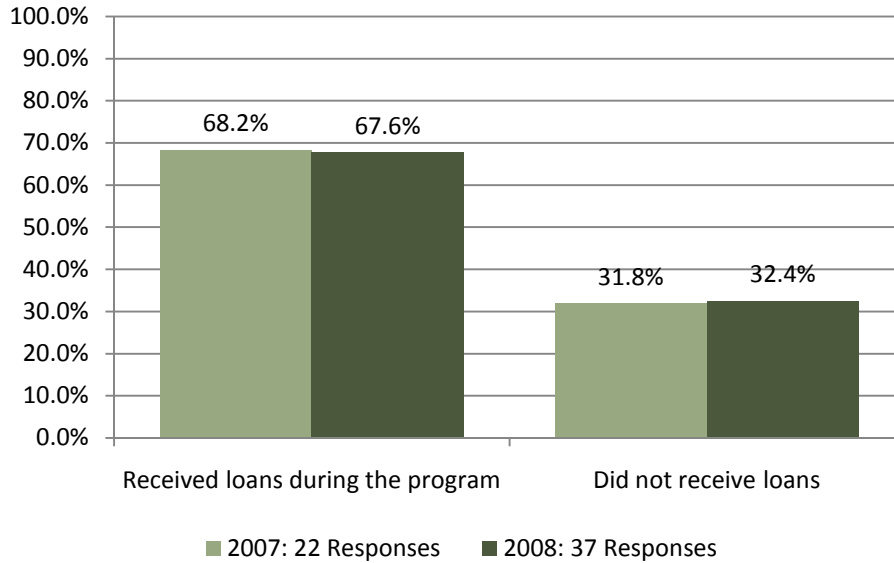
Most commonly, the major source of scholarship or bursary support is the government (76.7%) followed by the University (16.7%).

	2007		2008	
	Count	Percent	Count	Percent
<b>Government</b>	7	70.0%	23	76.7%
<b>University</b>	2	20.0%	5	16.7%
<b>Regional Health Authority</b>	1	10.0%	1	3.3%
<b>Other</b>	0	0.0%	1	3.3%
<b>Total</b>	<b>10</b>	<b>100%</b>	<b>30</b>	<b>100%</b>

Entries under "Other":  
(1) Union

**21. Did you obtain any student or educational loans during the program?**

Two thirds obtained student or educational loans during the program (67.6%).



**22. What was the total dollar value of your student or educational loans at completion of the NEPS program?**

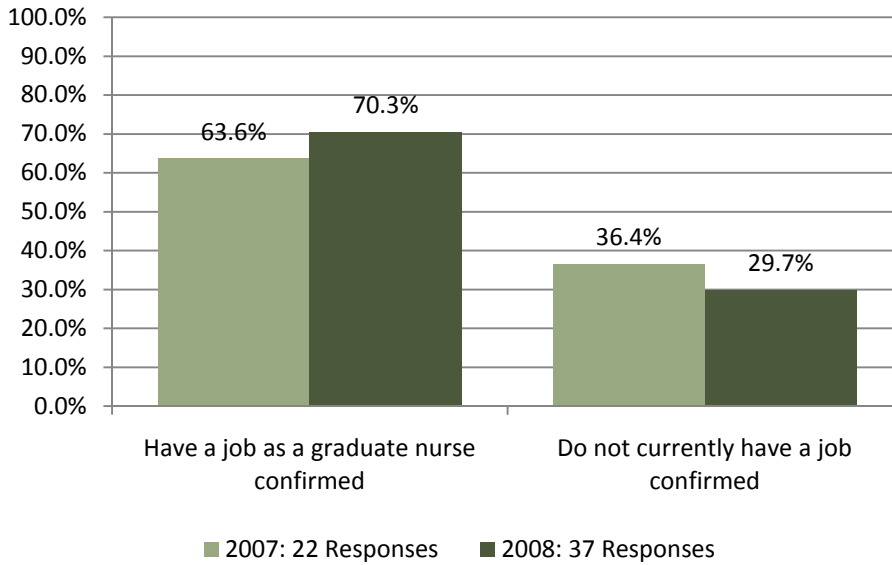
The average value of student loans is \$32,902 which is a slight decrease from 2007.

	2007		2008	
	Count	Percent	Count	Percent
<b>\$10000 &amp; under</b>	0	0.0%	1	4.2%
<b>\$10001-\$20000</b>	1	6.7%	7	29.2%
<b>\$20001-\$35000</b>	8	53.3%	5	20.8%
<b>Over \$35000</b>	6	40.0%	11	45.8%
<b>Total</b>	<b>15</b>	<b>100.0%</b>	<b>24</b>	<b>100%</b>
<b>Average</b>	<b>\$35,200</b>		<b>\$32,902</b>	

**Section 3: Employment Outcomes**

**25. At this time, do you have a job as a graduate nurse confirmed?**

Seven in ten have a confirmed job as a graduate nurse (70.3%).



**26. If you have confirmed employment, to what extent does your *first job* meet your ideal preferences, where '1' is not at all to '5' being highly ideal?**

The client group (4.5) and job responsibilities on average received the highest rating (4.5) followed closely by location (4.4). All aspects received an average rating of 4.0 or higher out of 5.

Average rating	2007	2008
<b>Client Group</b>	4.6	4.5
<b>Responsibilities</b>	4.6	4.5
<b>Location</b>	4.6	4.4
<b>Work Environment</b>	4.6	4.1
<b>Shifts</b>	4.4	4.0

**Q31. Name the (one) most positive aspect of your first job**

The predominate aspect of the first job that is most positive to graduates is that the job falls within an area of interest (53.8%). Mentorship (15.4%), gaining experience (11.5%) and working with great staff (11.5%) are also mentioned by more than one in ten respondents.

	2007		2008	
	Count	Percent	Count	Percent
<b>Area of Interest</b>	6	42.9%	14	53.8%
<b>Mentorship program and orientation</b>	0	0.0%	4	15.4%
<b>Experience</b>	2	14.3%	3	11.5%
<b>Great Staff</b>	0	0.0%	3	11.5%
<b>Challenging</b>	1	7.1%	2	7.7%
<b>Work Environment</b>	3	21.4%	2	7.7%
<b>Location</b>	1	7.1%	0	0.0%
<b>Full Time Employment</b>	1	7.1%	1	3.8%
<b>Total</b>	<b>14</b>	<b>100%</b>	<b>26</b>	<b>100%</b>

**32. Within the first 6 months after graduation, do you expect to be:**

All graduates expect to be employed as a nurse within six months after graduation. In 2007, all but one expected to be employed as a nurse.

**34. What is/would likely be the geographical location of your *first job* as a graduate nurse?**

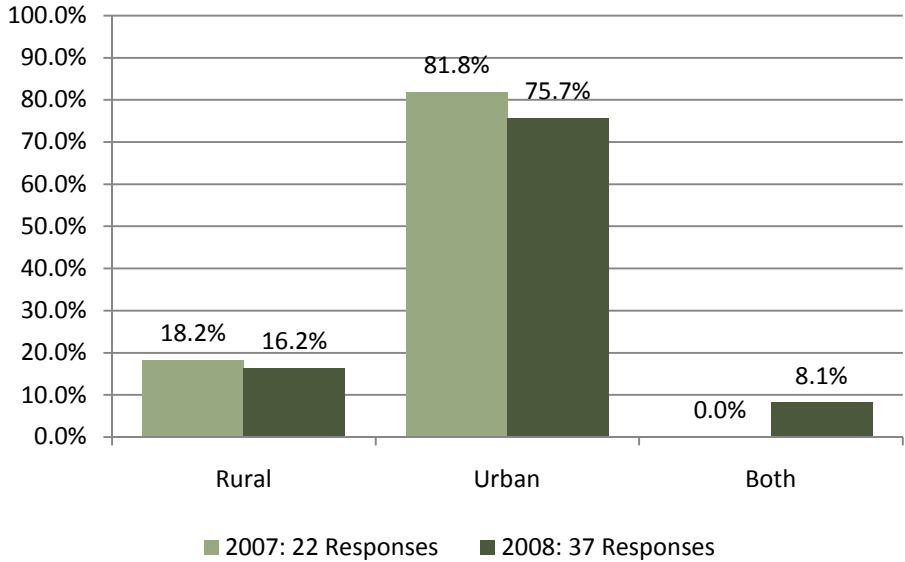
More than eight in ten anticipate they will be employed in Saskatchewan (83.8%) and the remaining 16.2% in Alberta or British Columbia.

	2007		2008	
	Count	Percent	Count	Percent
<b>Saskatchewan</b>	19	86.4%	31	83.8%
<b>Manitoba or Eastern Canada</b>	1	4.5%	0	0.0%
<b>Alberta or BC</b>	2	9.1%	6	16.2%
<b>Total</b>	<b>22</b>	<b>100%</b>	<b>37</b>	<b>100%</b>



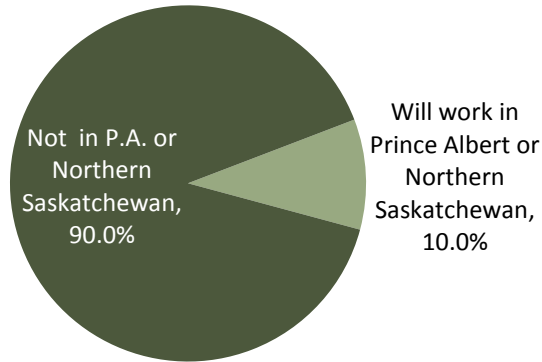
**35. Please specify whether the location of your *first job* as a graduate nurse is/would likely be:**

Three quarters expect to work in an urban location (75.7%), 16.2% in a rural location and 8.1% in both.



**35a. Do you / will you work in Prince Albert or Northern Saskatchewan?**

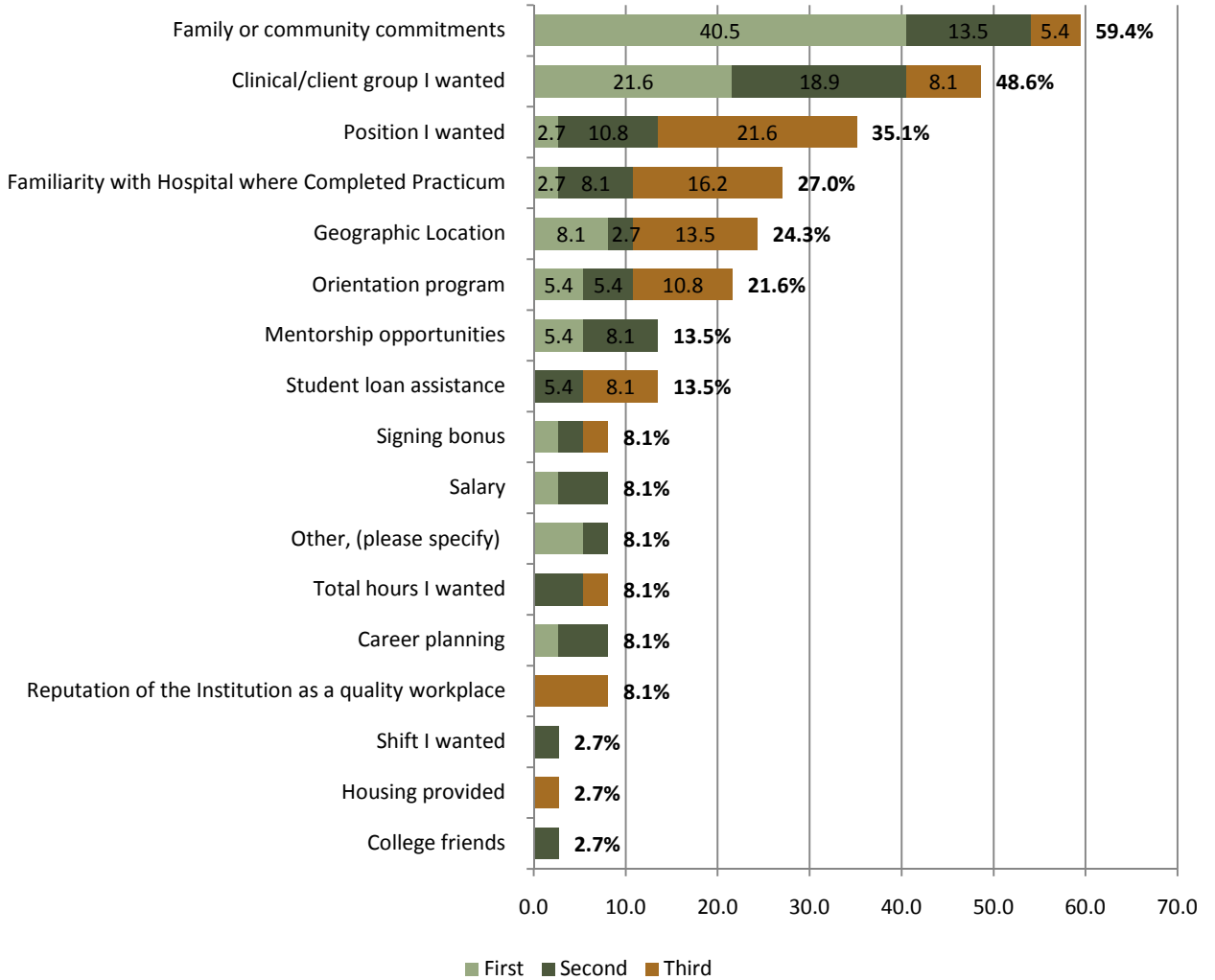
Ten percent anticipate working in Prince Albert or Northern Saskatchewan (10.0%).



Base: all respondents (n=37)

**36. Please rank the top 3 factors that influenced your choice of work location for your *first job* as a nurse, with 1 being most important and 3 being least important:**

Family and community commitments were ranked in the top three by the majority of respondents (59.4%), followed by a desired clinical or client group (48.6%). A desired position (35.1%) emerged as the third factor.



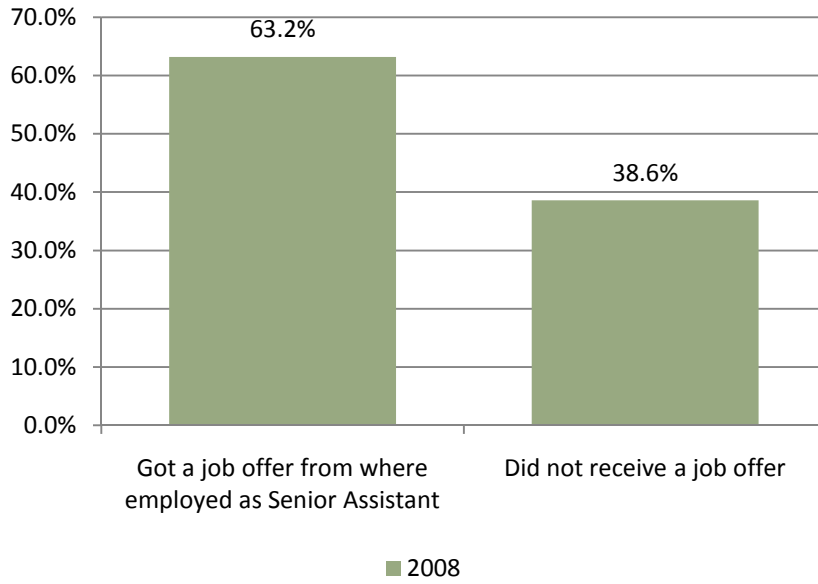
**37. Which strategy has been most useful in your job search?**

Nineteen respondents feel that clinical or work experience in a facility during the program has been most useful in respondents' job searches (51.4%) while six feel word of mouth is most helpful (16.2%).

	2007		2008	
	Count	Percent	Count	Percent
<b>Clinical or work experience in the facility during the program</b>	14	63.6%	19	51.4%
<b>Word of mouth</b>	3	13.6%	6	16.2%
<b>Recruitment Fairs</b>	2	9.1%	4	10.8%
<b>Other</b>	1	4.5%	1	2.7%
<b>Advertisements (journals, newspapers, postings)</b>	1	4.5%	1	2.7%
<b>Internet directories</b>	1	4.5%	6	16.2%
<b>Total</b>	<b>22</b>	<b>100%</b>	<b>37</b>	<b>100%</b>

**38. Did you get a job offer from a unit where you were employed as a Senior Assistant?**

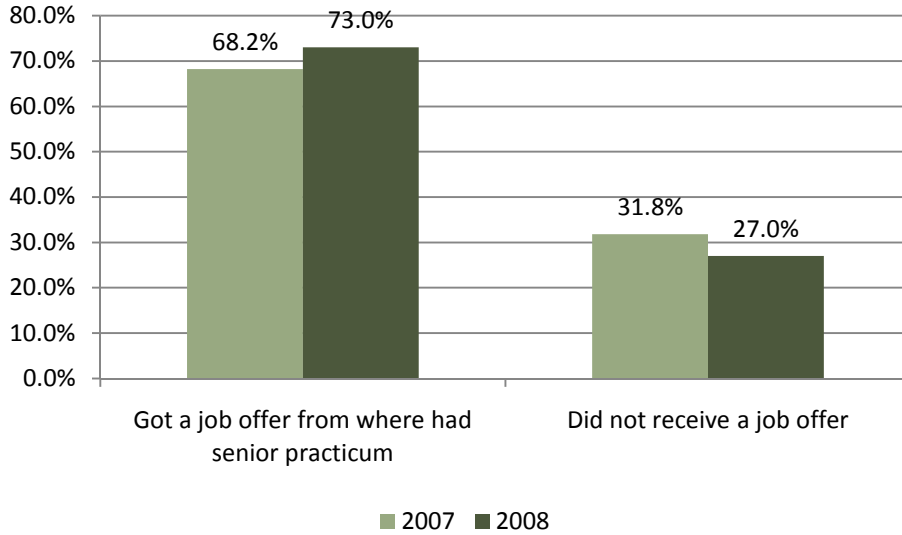
A total of 63.2% of respondents received a job offer from the unit where they were employed as a Senior Assistant. In 2007, only one respondent from the SDEO NEPS program indicated that they worked as a senior assistant, making comparisons of year to year data not possible in this category.



Base: all respondents (n=37)

**39. Did you get a job offer from a unit where you had your 4<sup>th</sup> year senior practicum experiences?**

About two thirds of respondents report receiving a job offer from a unit where they had their senior practicum experiences (73.0%).



Base: all respondents (2007; n=22, 2008; n=37)

**40. How does your experience in finding your *first job* compare with your expectations?**

Most SDEO graduates feel their experience in finding their first job after graduation has been as difficult as they were expecting it to be (62.2%) and one quarter feel it has been less difficult than expected (24.3%). Five respondents (13.5%) suggest it has been more difficult than expected.

	2007		2008	
	Count	Percent	Count	Percent
More difficult	2	9.1%	5	13.5%
Same as expected	10	45.5%	23	62.2%
Less difficult	10	45.5%	9	24.3%
<b>Total</b>	<b>22</b>	<b>100.0%</b>	<b>37</b>	<b>100.0%</b>

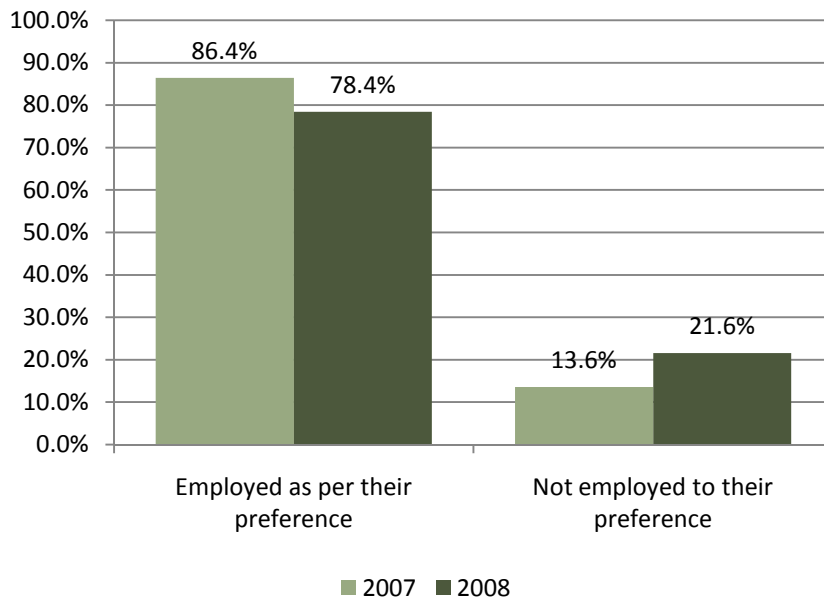
**41. What will be the work hours of your *first job* as a graduate nurse?**

Three quarters of respondents expect to be working regular full time hours (73.0%), 18.9% casual full time and 8.1% regular part time.

	2007		2008	
	Count	Percent	Count	Percent
Regular Full Time	14	63.6%	27	73.0%
Casual Full Time	6	27.3%	7	18.9%
Regular Part Time	1	4.5%	3	8.1%
Casual Part Time	1	4.5%	0	0.0%
<b>Total</b>	<b>22</b>	<b>100.0%</b>	<b>37</b>	<b>100.0%</b>

**42. Is being employed on this basis your preference?**

Most respondents report being employed in their preferred employment type of full-time, part-time, casual, etc., (78.4%).



Base: all respondents (2007; n=22, 2008; n=37)

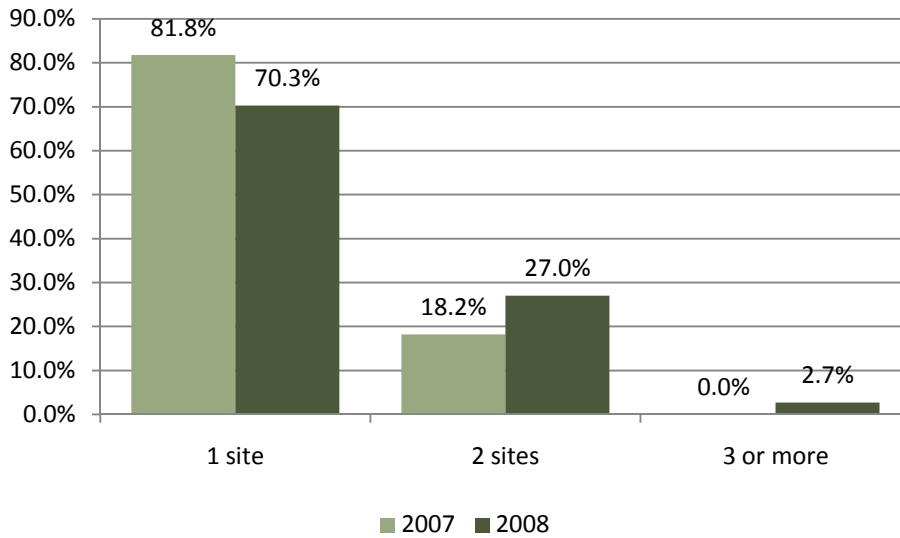
**43. When you start your *first nursing job*, what do you expect will be the length of your orientation (including "buddy" shifts)?**

About one half expect the length of their orientation to be between 16 and 30 days (54.1%) and nearly the same proportion expect it to be between 6 and 15 days (40.5%).

	2007		2008	
	Count	Percent	Count	Percent
None	1	4.5%	0	0.0%
One day or less	0	0.0%	0	0.0%
2 - 5 days	2	9.1%	2	5.4%
6 - 15 days	9	40.9%	15	40.5%
16 - 30 days	10	45.5%	20	54.1%
<b>Total</b>	<b>22</b>	<b>100.0%</b>	<b>37</b>	<b>100.0%</b>

**44. How many sites will you/do you expect to work at for your first job as a graduate nurse?**

Most of the SDEO graduates expect to work at a single site in their first job as a graduate nurse (70.3%).



Base: all respondents (2007; n=22, 2008; n=37)

**45. What type of organization will you be working at?**

Of the 26 respondents with confirmed jobs, 80.8% will be working at a hospital with 100 beds or more in at least one of their sites. Two in ten (19.2%) expect to work in hospital facilities with fewer than 100 beds and only two respondents expect to work in facilities other than hospitals.

	Count	Percent
<b>Hospital with more than 100 beds</b>	21	80.8%
<b>Hospital with less than 100 beds</b>	5	19.2%
<b>Mental health Centre</b>	1	3.8%
<b>Rehabilitation/Convalescent</b>	1	3.8%
<b>Total</b>	26	100.0%

**45a. Will your employer be a First Nations or FNIH organization?**

Only one respondent indicates their employer will be a First Nations or FNIH organization.

**46. What is your position?**

Most respondents report being employed as a staff nurse (96.2%).

	Count	Percent
<b>Staff Nurse</b>	25	96.2%
<b>Researcher</b>	1	3.8%
<b>Other</b>	1	3.8%
<b>Total</b>	26	100.0%

**47. What is your main area of responsibility?**

All respondents state they will work in direct care in at least one of their sites and one will also do research in their second site.



**47a. In what area will you provide nursing care:**

Nine stated they will work in the medical/surgical area, seven in maternal or newborn and four in pediatrics.

	2007		2008	
	Count	Percent	Count	Percent
Medical/Surgical	6	50.0%	9	34.6%
Maternal/Newborn	2	16.7%	7	26.9%
Pediatric	3	25.0%	4	15.4%
Emergency care	2	16.7%	3	11.5%
Critical Care	0	0.0%	3	11.5%
Several clinical areas	1	8.3%	2	7.7%
Oncology	0	0.0%	1	3.8%
Psychiatric/Mental Health	0	0.0%	1	3.8%
Ambulatory Care	1	8.3%	1	3.8%
Rehabilitation	1	8.3%	1	3.8%
Nursing Research only	0	0.0%	1	3.8%
Geriatric/Long Term Care	1	8.3%	0	0.0%
Other, (please specify)	0	0.0%	2	7.7%
Total	17	100%	26	100.0%

**48. On average, how many hours per week will you work?**

On average, respondents expect to work 40 hours per week with a median of 38 hours. Hours range from 24 hours to 60 hours.

**48a. Will you work in a forensic setting?**

None of the 26 respondents with a confirmed job say they will be working in a forensic setting.

**49. What do you expect will be your total annual earnings per year before taxes and deductions (Canadian Dollars)?**

The median salary expected by SDEO respondents is between \$40,000 and \$44,999.

	2007		2008	
	Count	Percent	Count	Percent
\$20 000-\$24 999	1	2.7%	0	0.0%
\$25 000-\$29 999	1	2.7%	0	0.0%
\$30 000-\$34 999	1	2.7%	0	0.0%
\$35 000-\$39 999	2	5.4%	2	9.1%
\$40 000-\$44 999	2	5.4%	3	13.6%
\$45 000-\$49 999	4	10.8%	5	22.7%
\$50 000-\$54 999	9	24.3%	4	18.2%
\$55 000-\$59 999	4	10.8%	0	0.0%
\$60 000-\$64 999	5	13.5%	2	9.1%
\$65 000-\$69 999	2	5.4%	3	13.6%
\$70 000-\$74 999	1	2.7%	0	0.0%
Don't know	5	13.5%	3	13.6%
<b>Total</b>	<b>37</b>	<b>100%</b>	<b>22</b>	<b>100%</b>

## Demographics

### 50. Are you registering with any of the following associations (check all that apply)?

Thirty-one respondents intend to register with SRNA (83.8%) and eight with another nursing licensure (21.6%). Respondents could select more than one response.

	2007		2008	
	Count	Percent	Count	Percent
SRNA	21	95.5	31	83.8
SRNA & RPNAS	1	4.5	0	0.0
Other nursing licensure	3	13.6	8	21.6
None	0	0.0	2	5.4
<b>Total</b>	<b>22</b>	<b>100</b>	<b>37</b>	<b>100</b>

### 51. What is your gender?

More than nine in ten graduates are female (91.9%), notably higher than the proportion in 2007 (54.5%).



Base: all respondents (2007; n=22, 2008; n=37)

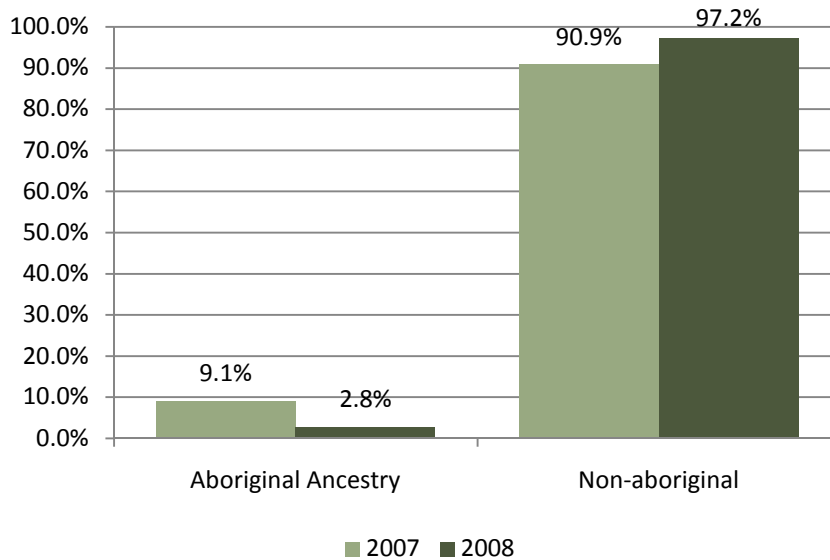
**52. Where did you grow up?**

Nine respondents grew up in a town in Saskatchewan (24.3%), nine in rural Saskatchewan (24.3%) and seven outside of the province (18.9%). Fully 16.2% grew up in Saskatoon.

	2007		2008	
	Count	Percent	Count	Percent
Town in Saskatchewan	4	18.2	9	24.3
Rural Saskatchewan	3	13.6	9	24.3
Outside Saskatchewan	6	27.3	7	18.9
Saskatoon	4	18.2	6	16.2
Regina	3	13.6	1	2.7
Other city in Saskatchewan	2	9.1	5	13.5
<b>Total</b>	<b>22</b>	<b>100</b>	<b>37</b>	<b>100</b>

**53. Are you of Aboriginal ancestry?**

One respondent claims to be of aboriginal ancestry (2.8%), specifically, Métis.



Base: all respondents (2007; n=22, 2008; n=37)

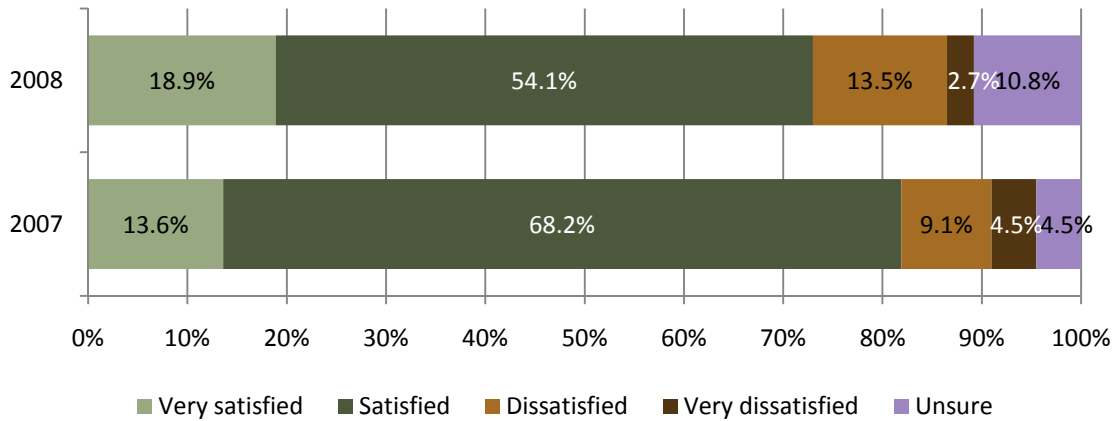
**55. What is your current marital status?**

Currently, eighteen respondents report being single (48.6%) and seventeen state they are married, common law or living together (45.9%).

	2007		2008	
	Count	Percent	Count	Percent
Single	10	45.5	18	48.6
Married/Common Law/Living together	11	50.0	17	45.9
Divorced	0	0.0	2	5.4
Separated	1	4.5	0	0.0
<b>Total</b>	<b>22</b>	<b>100</b>	<b>37</b>	<b>100</b>

**56. How satisfied are you with your educational experience in the NEPS program?**

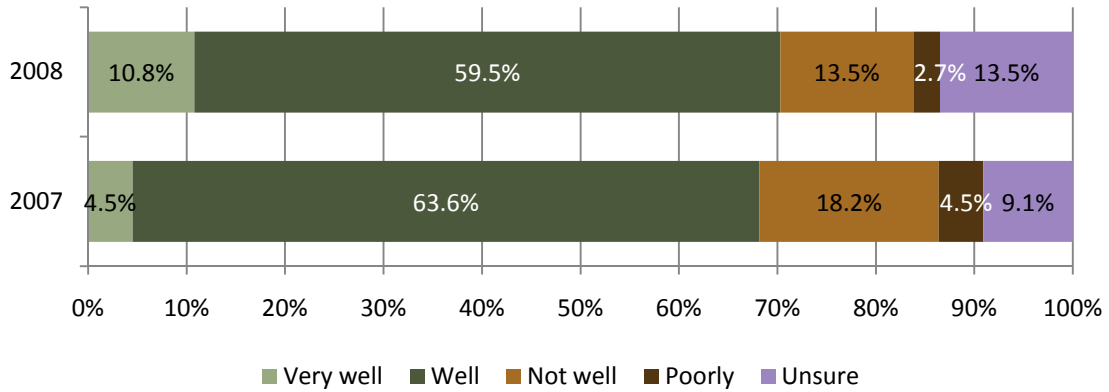
A total of 18.9% are very satisfied with their educational experience in the NEPS program and a further 54.1% are satisfied for a total of 73.0%. Six respondents are dissatisfied or very dissatisfied (16.2%).



Base: all respondents (2007; n=22, 2008; n=37)

**57. How well do you believe your educational program has prepared you for nursing practice?**

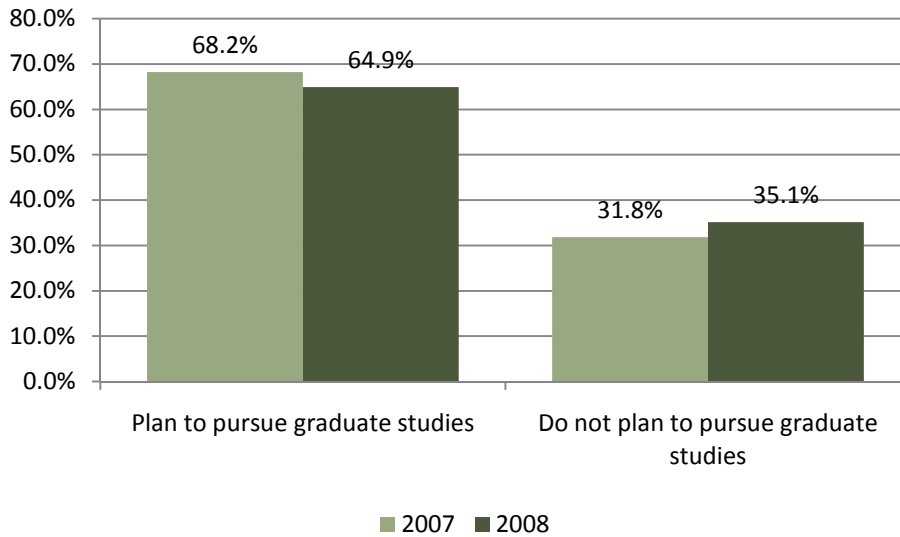
Seven in ten believe their program has prepared them well or very well for nursing practice (70.3%).



Base: all respondents (2007; n=22, 2008; n=37)

**58. Do you plan to pursue graduate studies (Masters/PhD) at some time in the future?**

Two thirds say they plan to pursue graduate studies at some time in the future (64.9%).



Base: all respondents (2007; n=22, 2008; n=37)